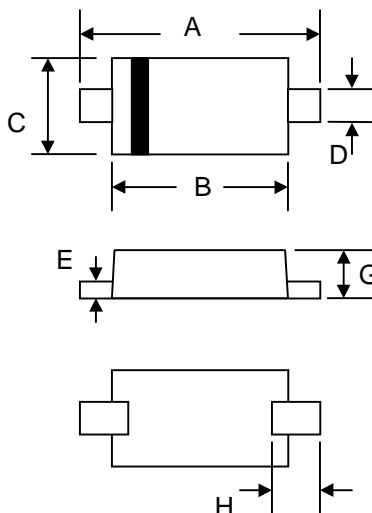


## SURFACE MOUNT FAST SWITCHING DIODE

### Features

- High Conductance
- Fast Switching Speed
- Surface Mount Package Ideally Suited for Automatic Insertion
- For General Purpose Switching Application
- Plastic Material – UL Recognition Flammability Classification 94V-O



SOD-323		
Dim	Min	Max
A	2.30	2.70
B	1.75	1.95
C	1.15	1.35
D	0.25	0.35
E	0.05	0.15
G	0.70	0.95
H	0.30	—
All Dimensions in mm		

### Mechanical Data

- Case: SOD-323, Molded Plastic
- Terminals: Plated Leads Solderable per MIL-STD-202, Method 208
- Polarity: Cathode Band
- Weight: 0.004 grams (approx.)
- Marking: A2
- **Lead Free: For RoHS / Lead Free Version, Add “-LF” Suffix to Part Number, See Page 4**

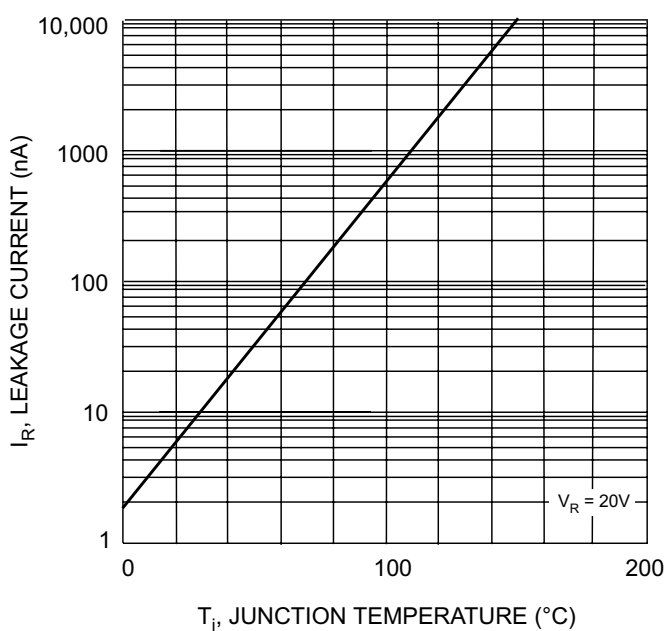
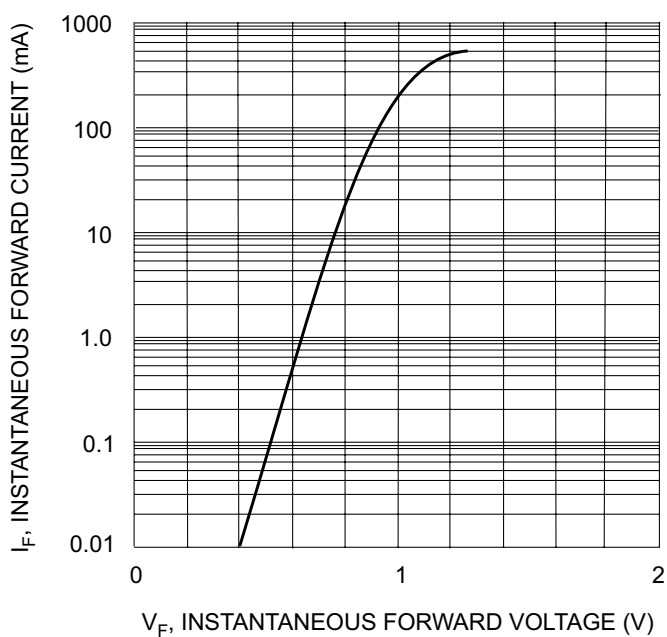
### Maximum Ratings @T<sub>A</sub>=25°C unless otherwise specified

Characteristic	Symbol	1N4148WS	Unit
Non-Repetitive Peak Reverse Voltage	V <sub>RM</sub>	100	V
Peak Repetitive Reverse Voltage Working Peak Reverse Voltage DC Blocking Voltage	V <sub>RRM</sub> V <sub>RWM</sub> V <sub>R</sub>	75	V
RMS Reverse Voltage	V <sub>R(RMS)</sub>	53	V
Forward Continuous Current (Note 1)	I <sub>FM</sub>	300	mA
Average Rectified Output Current (Note 1)	I <sub>O</sub>	150	mA
Non-Repetitive Peak Forward Surge Current @ t = 1.0μs @ t = 1.0s	I <sub>FSM</sub>	2.0 1.0	A
Power Dissipation (Note 1)	P <sub>d</sub>	200	mW
Typical Thermal Resistance, Junction to Ambient Air (Note 1)	R <sub>θJA</sub>	625	K/W
Operating and Storage Temperature Range	T <sub>J</sub> , T <sub>STG</sub>	-65 to +150	°C

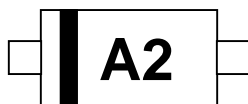
## Electrical Characteristics @T<sub>A</sub>=25°C unless otherwise specified

Characteristic	Symbol	1N4148WS	Unit
Forward Voltage Drop @ I <sub>F</sub> = 10mA	V <sub>FM</sub>	1.0	V
Peak Reverse Leakage Current @ V <sub>R</sub> = 75V	I <sub>RM</sub>	2.5	μA
Junction Capacitance (V <sub>R</sub> = 0V DC, f = 1.0MHz)	C <sub>j</sub>	2.0	pF
Reverse Recovery Time (Note 2)	t <sub>rr</sub>	4.0	nS

Note: 1. Valid provided that terminals are kept at ambient temperature.  
2. Measured with I<sub>F</sub> = I<sub>R</sub> = 10mA, I<sub>RR</sub> = 0.1 x I<sub>R</sub>, R<sub>L</sub> = 100Ω.

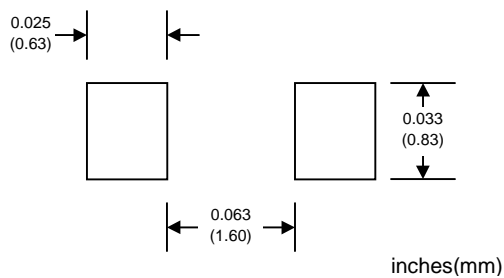


## MARKING INFORMATION



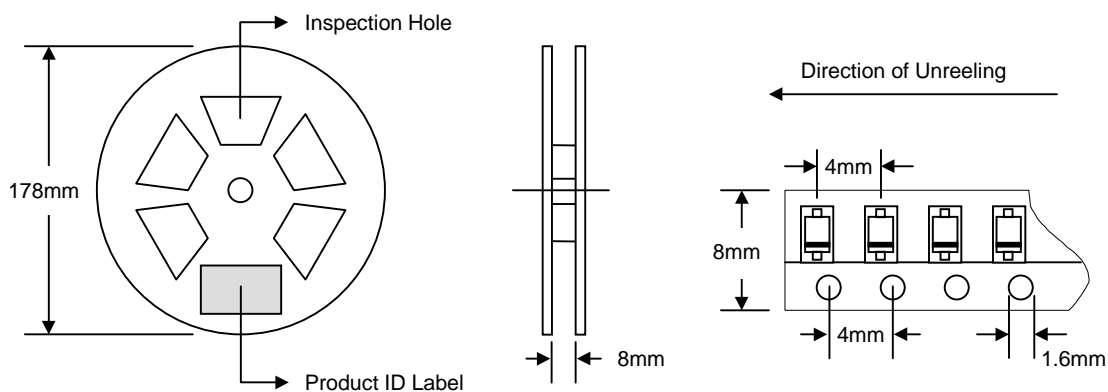
Cathode = Polarity Band  
A2 = Device Code

## RECOMMENDED FOOTPRINT



## PACKAGING INFORMATION

### TAPE & REEL



Reel Diameter (mm)	Quantity (PCS)	Inner Box Size L x W x H (mm)	Quantity (PCS)	Carton Size L x W x H (mm)	Quantity (PCS)	Approx. Gross Weight (KG)
178	5,000	187 x 187 x 65	25,000	390 x 240 x 420	250,000	10.0

**Note:** 1. Anti-static plastic reel, white, water clear or blue color. Inspection hole might be varied in different alignment.  
2. Components are packed in accordance with EIA standard 481-1 and 481-2.

## ORDERING INFORMATION

Product No.	Package Type	Shipping Quantity
1N4148WS-T1	SOD-323	5000/Tape & Reel

1. Shipping quantity given is for minimum packing quantity only. For minimum order quantity, please consult the Sales Department.
2. **To order RoHS / Lead Free version (with Lead Free finish), add "-LF" suffix to part number above. For example, 1N4148WS-T1-LF.**

Won-Top Electronics Co., Ltd (WTE) has checked all information carefully and believes it to be correct and accurate. However, WTE cannot assume any responsibility for inaccuracies. Furthermore, this information does not give the purchaser of semiconductor devices any license under patent rights to manufacturer. WTE reserves the right to change any or all information herein without further notice.

**WARNING:** DO NOT USE IN LIFE SUPPORT EQUIPMENT. WTE power semiconductor products are not authorized for use as critical components in life support devices or systems without the express written approval.

**Won-Top Electronics Co., Ltd.**

No. 44 Yu Kang North 3rd Road, Chine Chen Dist., Kaohsiung, Taiwan

**Phone:** 886-7-822-5408 or 886-7-822-5410

**Fax:** 886-7-822-5417

**Email:** sales@wontop.com

**Internet:** <http://www.wontop.com>

*We power your everyday.*