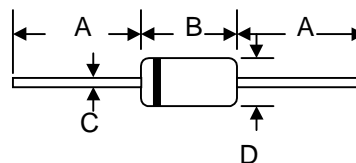


Features

- Fast Switching Speed
- Glass Package Version for High Reliability
- High Conductance
- Available in Both Through-Hole and Surface Mount Versions



Mechanical Data

- Case: DO-35, Molded Glass
- Terminals: Plated Leads Solderable per MIL-STD-202, Method 208
- Polarity: Cathode Band
- Weight: 0.13 grams
- Marking: Type Number
- **Lead Free: For RoHS / Lead Free Version, Add "-LF" Suffix to Part Number, See Page 4**

DO-35		
Dim	Min	Max
A	25.40	—
B	—	4.00
C	—	0.60
D	—	2.00
All Dimensions in mm		

Maximum Ratings @T_A=25°C unless otherwise specified

Characteristic	Symbol	Value	Unit
Non-Repetitive Peak Reverse Voltage	V _{RM}	100	V
Peak Repetitive Reverse Voltage Working Peak Reverse Voltage DC Blocking Voltage	V _{RRM} V _{RWM} V _R	75	V
RMS Reverse Voltage	V _{R(RMS)}	53	V
Forward Continuous Current (Note 1)	I _{FM}	300	mA
Rectified Current (Average), Half Wave Rectification with Resistive Load and f ≥ 50MHz (Note 1)	I _O	150	mA
Non-Repetitive Peak Forward Surge Current @ t = 1.0s @ t = 1.0μs	I _{FSM}	1.0 2.0	A
Power Dissipation (Note 1) Derate Above 25°C	P _d	500 1.68	mW mW/°C
Thermal Resistance, Junction to Ambient Air (Note 1)	R _{θJA}	300	K/W
Operating and Storage Temperature Range	T _j , T _{STG}	-65 to +175	°C

Note: 1. Diode on Ceramic Substrate 10mm x 8mm x 0.7mm.

Electrical Characteristics @ $T_A=25^{\circ}\text{C}$ unless otherwise specified

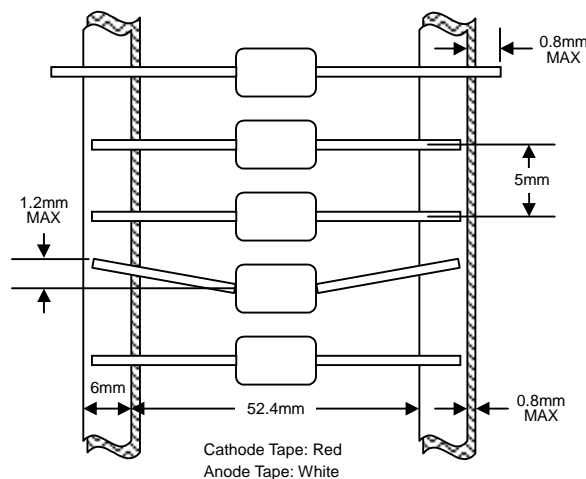
Characteristic	Symbol	Min	Max	Unit	Test Condition
Maximum Forward Voltage	V_{FM}	—	1.0	V	$I_F = 10\text{mA}$
Maximum Peak Reverse Current	I_{RM}	—	5.0 50 30 25	μA μA μA nA	$V_R = 75\text{V}$ $V_R = 70\text{V}, T_j = 150^{\circ}\text{C}$ $V_R = 20\text{V}, T_j = 150^{\circ}\text{C}$ $V_R = 20\text{V}$
Capacitance	C_j	—	4.0	pF	$V_R = 0, f = 1.0\text{MHz}$
Reverse Recovery Time	t_{rr}	—	4.0	ns	$I_F = 10\text{mA}$ to $I_R = 1.0\text{mA}$ $V_R = 6.0\text{V}, R_L = 100\Omega$

MARKING INFORMATION



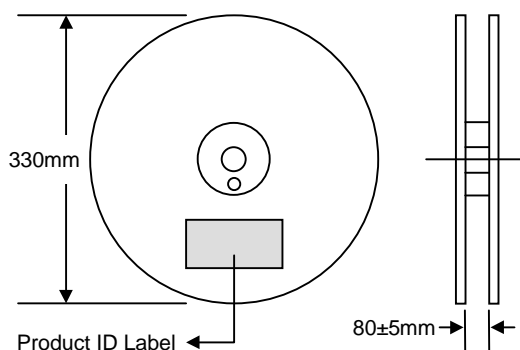
Cathode
1N4148 = Polarity Band
= Device Number

TAPING SPECIFICATIONS

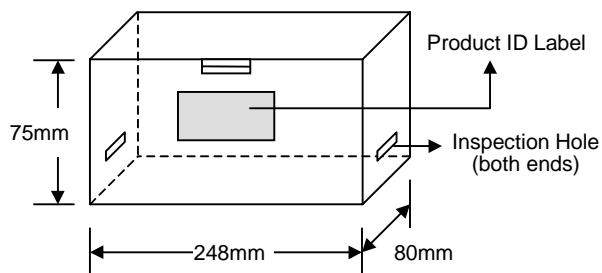


PACKAGING INFORMATION

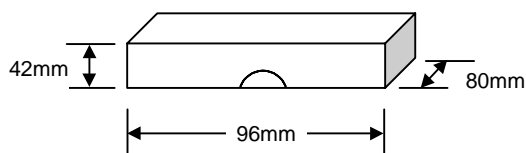
TAPE & REEL



TAPE & BOX



BULK



Packaging	Reel Diameter / Box Size (mm)	Quantity (PCS)	Carton Size (mm)	Quantity (PCS)	Approx. Gross Weight (KG)
TAPE & REEL	330	5,000	370 x 370 x 420	25,000	8.5
TAPE & BOX	248 x 80 x 75	5,000	410 x 335 x 265	100,000	15.7
BULK	96 x 80 x 42	2,000	410 x 335 x 265	120,000	13.8

Note: 1. Paper reel, white or gray color. Core material: plastic or metal.
2. Components are packed in accordance with EIA standard RS-296-E.

ORDERING INFORMATION

Product No.	Package Type	Shipping Quantity
1N4148-T3	DO-35	5000/Tape & Reel
1N4148-TB	DO-35	5000/Tape & Box
1N4148	DO-35	2000 Units/Box

1. Products listed in **bold** are WTE **Preferred** devices.
2. Shipping quantity given is for minimum packing quantity only. For minimum order quantity, please consult the Sales Department.
3. **To order RoHS / Lead Free version (with Lead Free finish), add "-LF" suffix to part number above. For example, 1N4148-TB-LF.**

Won-Top Electronics Co., Ltd (WTE) has checked all information carefully and believes it to be correct and accurate. However, WTE cannot assume any responsibility for inaccuracies. Furthermore, this information does not give the purchaser of semiconductor devices any license under patent rights to manufacturer. WTE reserves the right to change any or all information herein without further notice.

WARNING: DO NOT USE IN LIFE SUPPORT EQUIPMENT. WTE power semiconductor products are not authorized for use as critical components in life support devices or systems without the express written approval.

Won-Top Electronics Co., Ltd.

No. 44 Yu Kang North 3rd Road, Chine Chen Dist., Kaohsiung, Taiwan

Phone: 886-7-822-5408 or 886-7-822-5410

Fax: 886-7-822-5417

Email: sales@wontop.com

Internet: <http://www.wontop.com>

We power your everyday.