
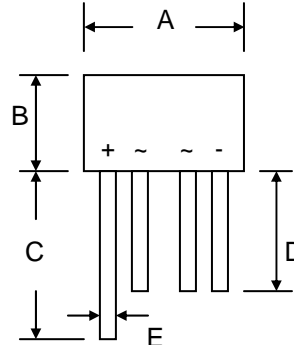
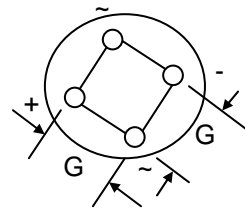


Features

- Diffused Junction
- Low Forward Voltage Drop
- High Current Capability
- High Reliability
- High Surge Current Capability
- Ideal for Printed Circuit Boards
-  Recognized File # E157705



WOB		
Dim	Min	Max
A	8.60	9.10
B	5.00	5.50
C	21.90	—
D	19.00	—
E	0.69	0.80
G	4.60	5.60
All Dimensions in mm		



Mechanical Data

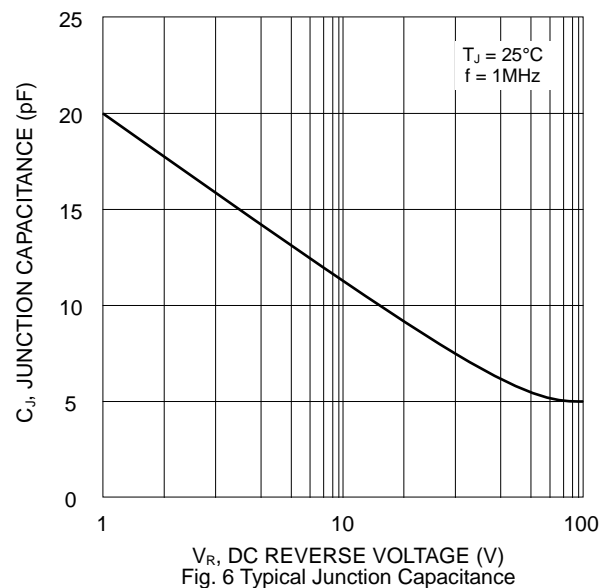
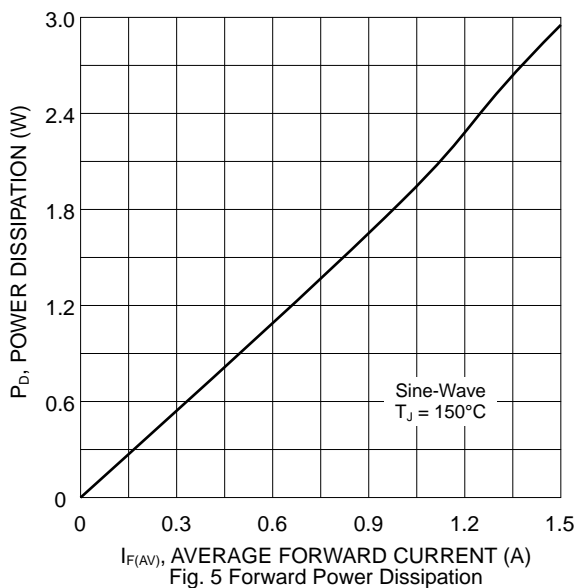
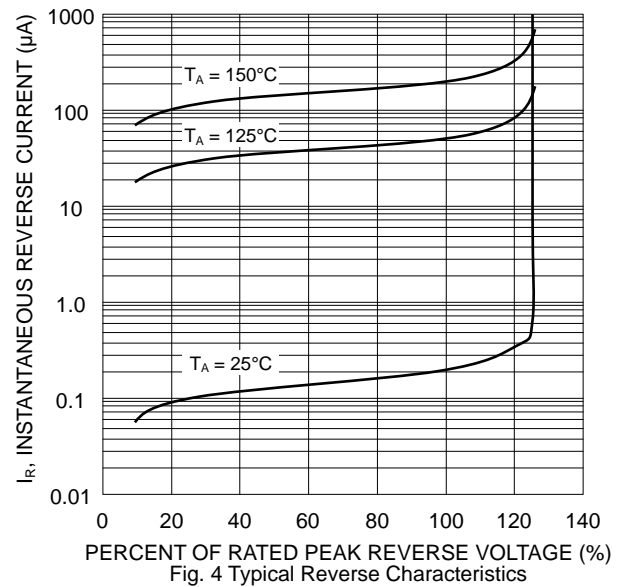
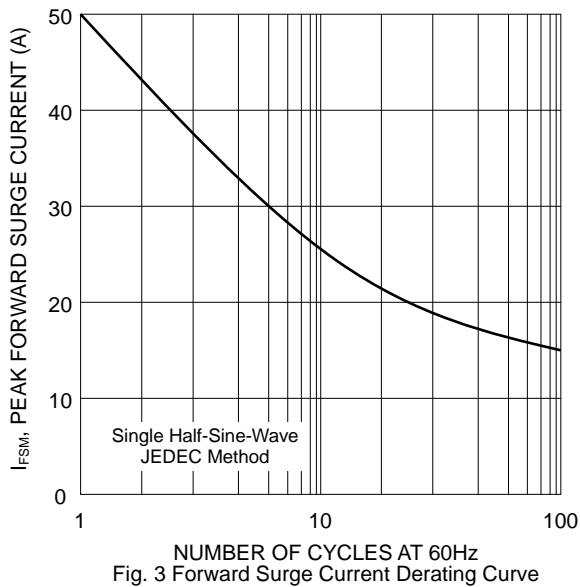
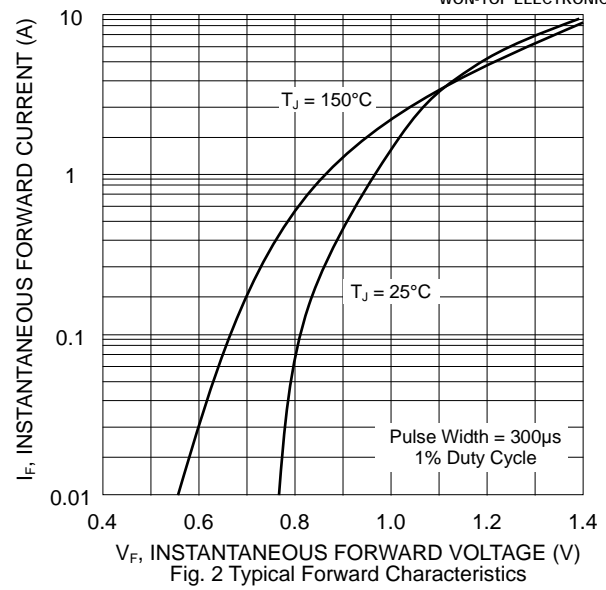
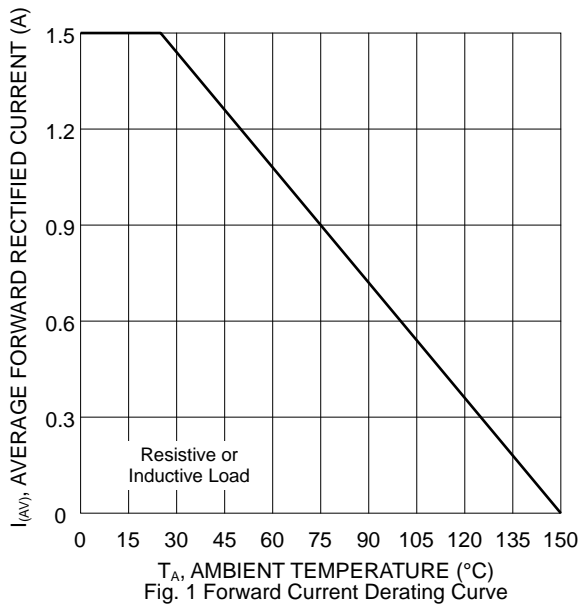
- Case: WOB, Molded Plastic
- Terminals: Plated Leads Solderable per MIL-STD-202, Method 208
- Polarity: As Marked on Body
- Weight: 1.1 grams (approx.)
- Mounting Position: Any
- Marking: Type Number
- **Lead Free: For RoHS / Lead Free Version, Add “-LF” Suffix to Part Number, See Page 4**

Maximum Ratings and Electrical Characteristics @T_A=25°C unless otherwise specified

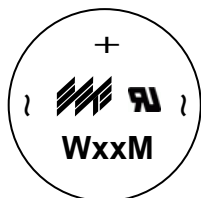
Single Phase, half wave, 60Hz, resistive or inductive load.
For capacitive load, derate current by 20%.

Characteristic	Symbol	W005M	W01M	W02M	W04M	W06M	W08M	W10M	Unit
Peak Repetitive Reverse Voltage Working Peak Reverse Voltage DC Blocking Voltage	V _{RRM} V _{RWM} V _R	50	100	200	400	600	800	1000	V
RMS Reverse Voltage	V _{R(RMS)}	35	70	140	280	420	560	700	V
Average Rectified Output Current @T _A = 25°C (Note 1)	I _O	1.5							A
Non-Repetitive Peak Forward Surge Current 8.3ms Single Half Sine-Wave Superimposed on Rated Load (JEDEC Method)	I _{FSM}	50							A
Forward Voltage per element @I _F = 1.5A	V _{FM}	1.1							V
Peak Reverse Current @T _A = 25°C At Rated DC Blocking Voltage @T _A = 125°C	I _{RM}	5.0 500							μA
I ² t Rating for Fusing (t < 8.3ms)	I ² t	10							A ² s
Typical Junction Capacitance per leg (Note 2)	C _J	14							pF
Typical Thermal Resistance per leg (Note 1)	R _{θJA} R _{θJL}	36 11							°C/W
Operating and Storage Temperature Range	T _J , T _{STG}	-55 to +150							°C

Note: 1. Mounted on 5.5 x 5.5mm FR-4 PCB and measured at lead length 9.5mm from case.
2. Measured at 1.0 MHz and applied reverse voltage of 4.0V D.C.



MARKING INFORMATION



WxxM = Device Number
 xx = 005, 01, 02, 04, 06, 08, 10
 Polarity = As Marked on Body

PACKAGING INFORMATION

BULK

Inner Box Size L x W x H (mm)	Quantity (PCS)	Carton Size L x W x H (mm)	Quantity (PCS)	Approx. Gross Weight (KG)
260 x 190 x 80	1,000	400 x 273 x 415	10,000	14.0

Note: 1. Paper box, white or brown color.

ORDERING INFORMATION

Product No.	Package Type	Shipping Quantity
W005M	Round Bridge	1000 Units/Box
W01M	Round Bridge	1000 Units/Box
W02M	Round Bridge	1000 Units/Box
W04M	Round Bridge	1000 Units/Box
W06M	Round Bridge	1000 Units/Box
W08M	Round Bridge	1000 Units/Box
W10M	Round Bridge	1000 Units/Box

1. Shipping quantity given is for minimum packing quantity only. For minimum order quantity, please consult the Sales Department.
2. **To order RoHS / Lead Free version (with Lead Free finish), add "-LF" suffix to part number above. For example, W005M-LF.**

WON-TOP ELECTRONICS and  are registered trademarks of Won-Top Electronics Co., Ltd (WTE). WTE has checked all information carefully and believes it to be correct and accurate. However, WTE cannot assume any responsibility for inaccuracies. Furthermore, this information does not give the purchaser of semiconductor devices any license under patent rights to manufacturer. WTE reserves the right to change any or all information herein without further notice.

WARNING: DO NOT USE IN LIFE SUPPORT EQUIPMENT. WTE power semiconductor products are not authorized for use as critical components in life support devices or systems without the express written approval.

Won-Top Electronics Co., Ltd.
No. 44 Yu Kang North 3rd Road,
Chine Chen Dist., Kaohsiung 806, Taiwan
Phone: 886-7-822-5408 or 886-7-822-5410
Fax: 886-7-822-5417
Email: sales@wontop.com
Internet: http://www.wontop.com

We power your everyday.